

SnowMirror Backup - Flexible Data Backup Tool for ServiceNow™

Main benefits

Backup ServiceNow Data On-Premise


Backup individual tables from the cloud instance onto a filesystem in your data center. Store the backups in one of the default ServiceNow formats (XML and CSV) to be prepared for sudden data losses or alterations. Schedule both full and incremental backups and configure backup retention to be in-line with your corporate policies.

Export Data beyond Limits

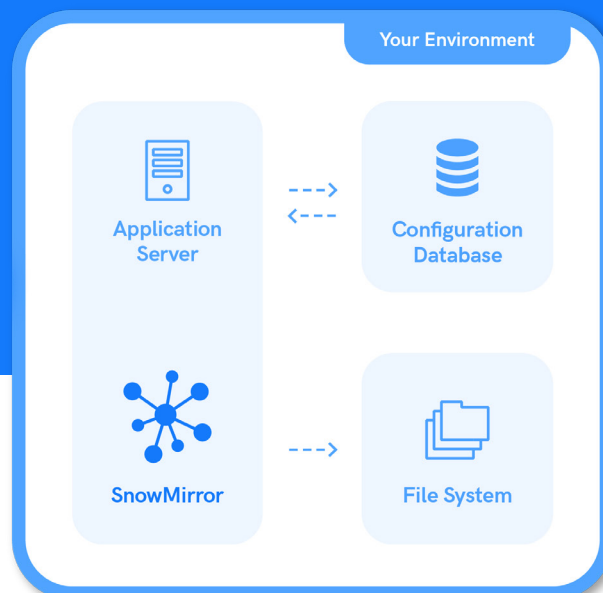
It is a challenge to export data that exceeds the ServiceNow export limit settings. Create large data exports from a cloud instance by using SnowMirror Backup allowing you to export any number of rows from any of the database tables in ServiceNow.

Transfer Data between Instances

Use existing backups from your ServiceNow production instance to restore selected tables in the sub-production instances. No need to clone the whole instance if you need only a couple of tables to perform test or development tasks.



SOAP
or REST
-- -->

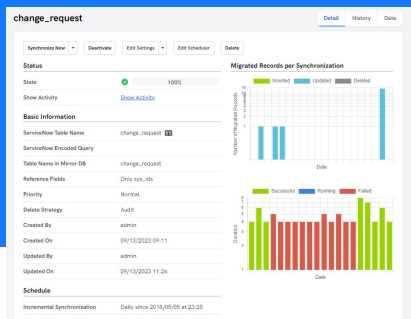


The IT challenge. ServiceNow data is vital to your organization, and as the single system of record it contains valuable business critical data that should be backed up daily, and it should be easy to restore it in a case of a data loss. ServiceNow does a great job to ensure that the data is secure and that the instances run with a high availability. The environments are backed up every day which covers critical errors or major data loss. However, the restore procedure takes several days and it recovers the instance as a whole, so there is no partial restoration.

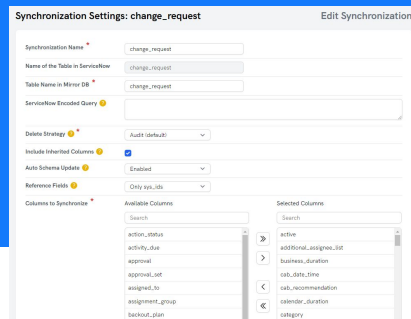
Your data can never be completely safe from human errors, malicious insiders, or errors in automated scripts and integrations. The following situations might be a real challenge for your ServiceNow operations:

- An error in a discovery script corrupting the whole configuration database preventing users from working with incidents.
- A power user importing data into a service catalog but incidentally overwriting hundreds of key items.
- An HR manager realizing that all data including documents of employees hired a year ago are missing and there is no way to recover these records.

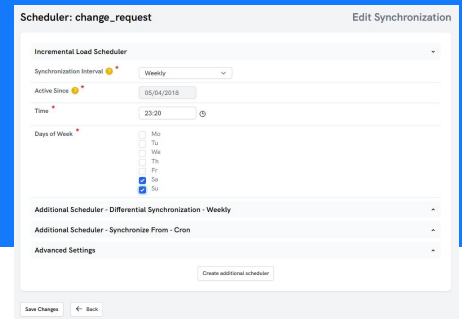
SnowMirror Backup - Flexible Data Backup Tool for ServiceNow™



User interface enables simple backup configuration



Select tables and columns to backup



Schedule incremental loads

How It Works. The SnowMirror Backup agent is running as a service in your local environment. Both Windows and Linux operating systems are supported. According to the configured backup jobs, it downloads data changes from a ServiceNow instance and stores them as backup files onto a dedicated filesystem. No ServiceNow changes are needed; the backup uses out-of-the-box API available in every ServiceNow instance. The SnowMirror Backup service guarantees you to keep up with every new ServiceNow release. The only SnowMirror Backup installation requirements are a server to install the agent, and a ServiceNow user account with sufficient permissions as well as sufficient disk space for the backups.

Multiple Format Support. While configuring the backup jobs, users can select from two available data formats. The default format is the standard CSV file which is very similar to the ServiceNow CSV data exports. The advantages of CSVs are easy handling and a wide range of import possibilities into other applications. The other option is to use the native ServiceNow XML format. This format is very easy to import back into a ServiceNow instance using the "Import XML" feature. However, this low-level data import approach has to be used very carefully because it skips all the business rules and constraints in the platform. Another advantage is that it supports deleted records so the incremental backups can contain instructions to remove deleted rows.


Backup Only Data Needed. Simply define ServiceNow tables for backup, it is not necessary to back up all the tables available such as the system tables. Backup tables that are relevant. Specify a detailed filter query to restrict the amount of data for backup (e.g. backup open change requests only). SnowMirror Backup supports the ServiceNow encoded query notation so it is easy to copy-paste filter settings from ServiceNow into the backup setup. It is a good practice to limit the number of columns for data stored in CSV formats to reduce the space requirements. Each backup job has its own data retention policy to remove the backups automatically that are no longer needed.

Backup Scheduling. Every backup run can be triggered manually at any time. However, the more common option is a scheduled backup job. The configurable scheduler allows you to define individual execution plans for every selected table so more critical tables can be scheduled for backup more often. It is possible to specify an interval between executions (e.g. every 60 minutes), schedule a daily replication, or use a cron expression. Both full backups and incremental backups can be configured separately. The first time a backup runs, it downloads all the data. However, every subsequent run is an incremental update adding only new records, updating changes and removing deleted items. These increments are usually small even for large ServiceNow instances so SnowMirror Backup proceeds fast.

SnowMirror Backup - Flexible Data Backup Tool for ServiceNow™

Performance. SnowMirror Backup supports both full as well as incremental backups. The incremental backups are usually very fast because only new and modified records are being downloaded. ServiceNow customers process millions of records every day. SnowMirror Backup takes this fact into account and was designed with a focus on performance. The backup algorithms were fine-tuned by skilled integration engineers and seasoned ServiceNow consultants. The performance has been tested on large ServiceNow instances proving that SnowMirror Backup can easily backup millions of records in less than an hour. SnowMirror Backup has no or very low impact on the ServiceNow instance performance.

How to Restore a Backup? SnowMirror Backup provides you full control over the data restoration process. It is strongly recommended to use the standard ServiceNow features to perform the data loads. SnowMirror Backup does not contain any automated restore feature to avoid serious incidents and data corruption in ServiceNow instances. To restore a ServiceNow table from a CSV backup use a standard procedure with import sets and transform maps. The more straightforward way is to use the XML format and its direct import into the ServiceNow database but this approach requires a special attention by a skilled ServiceNow administrator.



©2021 AspectWorks - All Rights reserved | Information furnished is believed to be accurate and reliable. However, AspectWorks assumes no responsibility for the consequences of the use of such information nor of any infringement of patents or other rights of third parties which may result from its use. No licence is granted by implication or otherwise under any patent or patent rights of AspectWorks. Specifications mentioned in this publication are subject to change without notice. This publication supersedes and replaces all information previously supplied.